



# Master Data Exchange Quick Reference

Brazil

*Version 2026.1.0 | Revision 01*

TraceLink, Inc. ("TraceLink") owns all right, title to, and interest in TraceLink's methodologies, processes, Applications, Software Programs and/or the licensed TraceLink documentation. The documentation is informational in nature and does not constitute a warranty of TraceLink. The licensed use of the TraceLink documentation is solely in conjunction with the licensed use of applicable TraceLink Applications and/or Software Programs. Any Reproduction or modification of the TraceLink documentation is prohibited. This documentation is confidential and can only be used by an authorized customer.

TraceLink, Inc. Copyright 2009-2026. All rights reserved.

# Table of Contents

- Master Data Exchange Quick Reference** ..... 1
  - Brazil ..... 1
  - Copyright** ..... 2
  - Table of Contents** ..... 3
- Required Fields** ..... 4
  - Brazil Product Master Data** ..... 5
    - Product Information Fields ..... 5
    - Item Code Fields ..... 5
    - Target Markets Fields ..... 6
    - Item Information Fields ..... 6
    - Packaging Information Fields ..... 7



# REQUIRED FIELDS



# Brazil Product Master Data



The following tables list the **required** fields in Product Master Data for compliance regulations.

## Product Information Fields

Field	Description	Values
<b>Data Status</b>	<p>Whether the product data is active within TraceLink.</p> <p>CSV Element Header: <code>DataStatus</code></p> <p> Required for all countries.</p>	<ul style="list-style-type: none"> <li><b>Active</b> – The data can be used in messages and UI functions, and TraceLink pulls the data when necessary.</li> <li><b>Inactive</b> – The data cannot be pulled for other functions within TraceLink.</li> </ul>
<b>Item Status</b>	<p>The product's commercial status.</p> <p>CSV Element Header: <code>ItemStatus</code></p> <p> Required for all countries.</p>	<ul style="list-style-type: none"> <li><b>Released</b> – The company approved the product for commercial release.</li> <li><b>Alternate items available</b> – The company has alternate items that can take the place of this product.</li> <li><b>Phase out</b> – The company phased out this product from production and sale.</li> <li><b>Items no longer stocked</b> – The company does not currently stock this product.</li> <li><b>Withdrawn</b> – The company removed this product from the market.</li> </ul>

## Item Code Fields


Field	Description	Values
<b>Item Code Type</b>	The unique item code that identifies this product. Products require an item code for	For more information, see <a href="#">Identifier and Item Code Types</a> in the <i>Master Data Exchange</i>

Field	Description	Values
	<p>every target market. Each item code type can only be used once for each product, except for <a href="#">Internal Material Number</a>.</p> <p> At least one Item Code required for all countries.</p> <p>CSV Element Header: <code>ItemCodeType</code></p>	<a href="#">Online Help</a> .
<b>Item Code Value</b>	<p>The value of the <b>Item Code Type</b>. The value must be unique within the <b>Item Code Type</b>, and special characters (e.g. -, ., /, \) are removed from this value.</p> <p>CSV Element Header: <code>ItemCodeValue</code></p>	For more information, see <a href="#">Identifier and Item Code Types</a> in the <i>Master Data Exchange Online Help</i> .
<b>Primary Item Code</b>	<p>The radio button indicates the primary item code used by this company. TraceLink uses the primary item code to identify the correct product when the user updates the product master data by importing a CSV file or with an asynchronous message.</p> <p>CSV Element Header: <code>ItemCodePrimary</code></p> <p> The first Item Code in the CSV must be the <b>Primary Item Code</b>.</p>	n/a

## Target Markets Fields

Field Name	Description	Values
<b>Country Market Code</b>	<p>Two-letter ISO 3166-1alpha-2:1997 Country Code of the Target Market's country.</p> <p> Required for all countries.</p> <p>CSV Element Header: <code>CountryMarket</code></p>	n/a





## Item Information Fields


Field	Description	Values
<b>Language Code</b>	<p>Language for the item information.</p> <p> Must include:</p> <ul style="list-style-type: none"> <li>Portuguese for BR [Brazil].</li> </ul> <p>CSV Element Header: <code>ItemInfoLanguageCode</code></p>	n/a
<b>Product Description</b>	<p>Typically includes the product name, dosage, form, and the number of doses.</p> <p>CSV Element Header: <code>ItemInfoProductDescription</code></p>	n/a
<b>Product Name</b>	<p>The name of the product.</p> <p>CSV Element Header: <code>ItemInfoDrugName</code></p>	n/a
<b>Manufacturer</b>	<p>The name of the manufacturer or re-packager as it appears on the product label.</p> <p>CSV Element Header: <code>ItemInfoManufacturer</code></p>	n/a
<b>Manufacturer ID</b>	<p>The Manufacturer's ID, which must be entered into the Partner or Company Master Data to populate in the type-ahead field. For informational purposes only, not compliance reporting (except for Brazil).</p> <p>CSV Element Header: <code>ItemInfoManufacturerId</code></p>	n/a

## Packaging Information Fields

 Only serialized functions require **Packaging Information** fields, not lot-level.

Field	Description	Values
<b>Packaging Code Type</b>	<p>The serial numbers for the product are generated according to the packaging code type. If necessary, define a packaging code for each packaging unit of measure that needs to be tracked.</p>	<ul style="list-style-type: none"> <li><b>CN-ResCode</b> – This packaging code type is specific to China (must be 5 digits).</li> <li><b>GTIN-14</b> – (Global Trade Item Number) This packaging code type is accepted in any country (must be 14 digits).</li> </ul>

Field	Description	Values
	<p> Required if any other <b>Packaging Information</b> fields are entered.</p> <p>CSV Element Header: <code>PackagingCodeType</code></p>	<ul style="list-style-type: none"> <li>• <b>NTIN</b> – (National Trade Item Number) This packaging code type is specific to a single country (must be 14 digits).</li> </ul>
<b>Packaging Code</b>	<p>The unique value for the <b>Packaging Code Type</b>. See <b>Packaging Code Type</b> above for the field requirements.</p> <p>If the <b>Packaging Code Type</b> is CN-ResCode, fill out <b>Rescode</b> instead of <b>Packaging Code</b>.</p> <p> Required if a <b>Packaging Code Type</b> is selected.</p> <p>CSV Element Header: <code>PackagingCode</code></p>	n/a
<b>Packaging UOM</b>	<p>(Packaging Unit of Measure) Determines the level of the packaging hierarchy for this packaging code. If multiple packaging codes are defined, serial numbers can be generated for each level of the packaging hierarchy.</p> <p> Required if a <b>Packaging Code Type</b> is selected.</p> <p>CSV Element Header: <code>PackagingUOM</code></p>	<ul style="list-style-type: none"> <li>• <b>Primary</b> – The level of packaging that physically touches the product, i.e. blister packs (not available for CN-ResCodes).</li> <li>• <b>Each</b> – The smallest salable unit of the product.</li> <li>• <b>Inner Pack/Bundle</b> – A grouping of eaches.</li> <li>• <b>Case/Shipper</b> – A grouping of inner packs/bundles or a grouping of eaches if the packaging hierarchy does not include inner packs/bundles.</li> <li>• <b>Pallet</b> – The level of packaging with cases grouped together on a pallet (not available for CN-ResCodes).</li> <li>• <b>None</b> – Available only for CN-Rescodes.</li> </ul>
<b>GS1 Company Prefix</b>	<p>Prefix included in the packaging code, assigned by the GS1 organization.</p> <p> Required if the <b>Packaging Code Type</b> is GTIN-14.</p> <p>CSV Element Header: <code>PackagingGS1CompanyPrefix</code></p>	n/a
<b>Data Status</b>	Whether the packaging information data is active or inactive within TraceLink.	<ul style="list-style-type: none"> <li>• <b>Active</b> – The data can be used in messages and UI functions, and TraceLink pulls the data when necessary.</li> </ul>

Field	Description	Values
	<p> Required if a <b>Packaging Code Type</b> is selected.</p> <p>CSV Element Header: <code>PackagingDataStatus</code></p>	<ul style="list-style-type: none"><li>• <b>Inactive</b> – The data cannot be pulled for other functions within TraceLink.</li></ul>